



# Stair Step Series Compact Power Blocks


(248) 356-2839



*Copper construction design with a pressure plate to protect fine stranded wires.*

## FEATURES

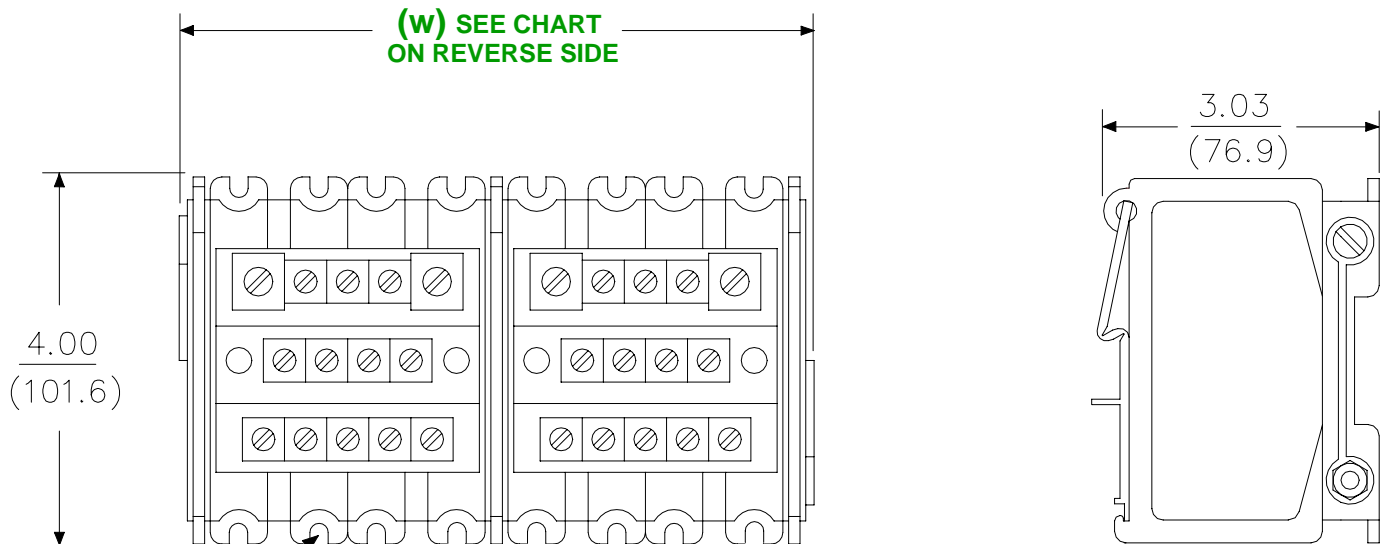
- UL recognized components, Guide XCFR2, File E68623
- C-UL recognized components, Guide XCFR8, File E68623
- Copper construction
- Compact size
- Designed with pressure plates to protect fine stranded wires
- Units are completely assembled
- Units are supplied with hinged "dead front" cover
- Units are labeled with "DANGER 480/575 VOLTS"
- 94VO rating (flammability - self extinguishing)
- 600 VOLT rated
- Rated to 105° Celsius
- Up to 460 AMP rating - continuous
- "Value added" services are available



For clarity, picture shown w/o cover

## DIMENSIONS

UNIT OF MEASUREMENT  $\frac{\text{in}}{\text{(mm)}}$



FOR 10-32 OR M5 PAN HEAD SCREWS

PART NUMBER SHOWN - CPB-2SS12-02

Notice: The information contained herein is, to the best of our knowledge, true, accurate and reliable. Since procedures and conditions under which these products may be used are beyond our control, no warranty, expressed or implied, is made to their performance.



**Syndevco Inc.** Sheet: 041129  
 24205 Telegraph Rd - Southfield MI 48034  
 Toll Free: (800) 356-2839 Local: (248) 356-2839 Fax: (248) 356-0928  
 visit us at: [www.syndevco.com](http://www.syndevco.com)



# Stair Step Series Compact Power Blocks

## PART NUMBER SYSTEM

GENERIC PART NUMBER: CPB-**XXXXX**-YY-Z  
 SAMPLE PART NUMBER: CPB-2SS12-02



| Line |                  | Load |                  | Copper Number<br>XXXXX | WIDTH DIMENSION (W)<br>inches (mm) |               |               |                     |
|------|------------------|------|------------------|------------------------|------------------------------------|---------------|---------------|---------------------|
| #    | Wire Range       | #    | Wire Range       |                        | 1 POLE                             | 2 POLE        | 3 POLE        | ADDITIONAL<br>POLES |
| 2    | 4/0 AWG - 2 AWG  | 4    | 4 AWG - 18 AWG * | 1SS04                  | 1.81 (46.0)                        | 3.28 (83.3)   | 4.75 (120.7)  | 1.47 (37.3)         |
|      |                  | 6    | 4 AWG - 18 AWG * | 1SS06                  | 2.57 (65.3)                        | 4.69 (119.1)  | 6.81 (173.0)  | 2.12 (53.8)         |
|      |                  | 12   | 4 AWG - 18 AWG * | 1SS12                  | 3.68 (93.5)                        | 6.93 (176.0)  | 10.18 (258.6) | 3.25 (82.6)         |
|      |                  | 24   | 4 AWG - 18 AWG * | 1SS24                  | 5.56 (141.2)                       | 10.68 (271.3) | 15.80 (401.3) | 5.12 (130.0)        |
| 2    | 1/0 AWG - 4 AWG  | 6    | 4 AWG - 18 AWG * | 2SS06                  | 2.57 (65.3)                        | 4.89 (119.1)  | 6.81 (173.0)  | 2.12 (53.8)         |
|      |                  | 12   | 4 AWG - 18 AWG * | 2SS12                  | 3.68 (93.5)                        | 6.93 (176.0)  | 10.18 (258.6) | 3.25 (82.6)         |
|      |                  | 24   | 4 AWG - 18 AWG * | 2SS24                  | 5.56 (141.2)                       | 10.68 (271.3) | 15.80 (401.3) | 5.12 (130.0)        |
| 2    | 4 AWG - 18 AWG * | 6    | 4 AWG - 18 AWG * | 3SS06                  | 2.57 (65.3)                        | 4.69 (119.1)  | 6.81 (173.0)  | 2.12 (53.8)         |
|      |                  | 12   | 4 AWG - 18 AWG * | 3SS12                  | 3.68 (93.5)                        | 6.93 (176.0)  | 10.18 (258.6) | 3.25 (82.6)         |
|      |                  | 24   | 4 AWG - 18 AWG * | 3SS24                  | 5.56 (141.2)                       | 10.68 (271.3) | 15.80 (401.3) | 5.12 (130.0)        |

\* TWO (2) 14 AWG - 18 AWG WIRES CAN BE INSERTED IN EACH TERMINAL

## Please see some of our other products for further design solutions




For clarity, pictures shown w/o cover

Machined Series



For clarity, pictures shown w/o end barrier and cover

Stamped Series



For clarity, pictures shown w/o cover

MB2 and MB3 Series

Notice: The information contained herein is, to the best of our knowledge, true, accurate and reliable. Since procedures and conditions under which these products may be used are beyond our control, no warranty, expressed or implied, is made to their performance.



**Syndevco Inc.**

Sheet: 041129

24205 Telegraph Rd - Southfield MI 48034

Toll Free: (800) 356-2839 Local: (248) 356-2839 Fax: (248) 356-0928

visit us at: [www.syndevco.com](http://www.syndevco.com)