




H Series Manifolds

(248) 356-2839

Compact manifolds with a variety of ports, port sizes, thread types, material and mounting options

FEATURES

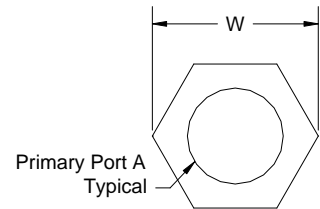
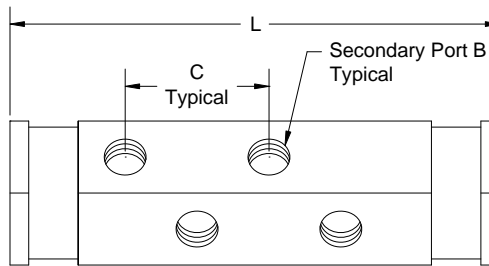
- Compact size
- Brass or Aluminum construction
- Primary port range from 3/8 inch to 2 inch
- Secondary port range from 1/8 inch to 3/4 inch
- Bottom mount U-bolt clamps available
- Top mount Wing clamps available
- Thread types available
 - NPT—Standard
 - BSPT
 - BSPP (G port)
- Inquire about other thread types
- Value added services available



PART NUMBERS SHOWN- H553-4NB & H552-4NB

DIMENSIONS

Primary Port A	W-Width	
	in	mm
3/8	1.15	29.2
1/2	1.44	36.6
3/4	1.73	43.9
1	2.31	58.7
1-1/4	2.31	58.7
1-1/2	2.60	66.0
2	3.18	80.8



Secondary Port B Size	L-Length											C Distance Between
	Number of Secondary Port B											
	2	3	4	5	6	7	8	9	10	11	12	
in	in	in	in	in	in	in	in	in	in	in	in	in
mm	mm	mm	mm	mm	mm	mm	mm	mm	mm	mm	mm	mm
1/8	2.50	3.00	3.50	4.00	4.50	5.00	5.50	6.00	6.50	7.00	7.50	1.00
	63.5	76.2	88.9	101.6	114.3	127.0	139.7	152.4	165.1	177.8	190.5	25.4
1/4	2.85	3.60	4.35	5.10	5.85	6.60	7.35	8.10	8.85	9.60	10.35	1.05
	72.4	91.4	110.5	129.5	148.6	167.6	186.7	205.7	224.8	243.8	262.9	26.7
3/8	3.24	4.24	5.24	6.24	7.24	8.24	9.24	10.24	11.24	12.24	13.24	1.12
	82.3	107.7	133.1	158.5	183.9	209.3	234.7	260.1	285.5	310.9	336.3	28.4
1/2	3.51	4.63	5.76	6.88	8.01	9.13	10.26	11.38	12.51	13.63	14.76	1.19
	89.0	117.6	146.2	174.8	203.3	231.9	260.5	289.1	317.6	346.2	374.8	30.2
3/4	3.98	5.35	6.73	8.10	9.48	10.85	12.23	13.60	14.98	16.35	17.73	1.30
	101.0	135.9	170.8	205.7	240.7	275.6	310.5	345.4	380.4	415.3	450.2	33.0

Notice: The information contained herein is, to the best of our knowledge, true, accurate and reliable. Since procedures and conditions under which these products may be used are beyond our control, no warranty, expressed or implied, is made to their performance.



Syndevco Inc.
ISO-9001-2000
Certificate # A10995

Syndevco Inc.

Sheet: 080930

24205 Telegraph Rd - Southfield MI 48034
Toll Free: (800) 356-2839 Local: (248) 356-2839 Fax: (248) 356-0928
visit us at: www.syndevco.com



H Series Manifolds

PART NUMBER SYSTEM

GENERIC PART NUMBER: **HAAA-BCD-E**

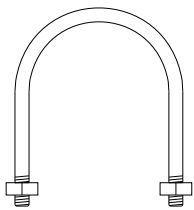
SAMPLE PART NUMBER: **H553-4NB**

H	AAA Manifold Number	B Quantity of Secondary Ports	C Thread Type	D Type of Material	E ADDITIONAL OPTIONS	
Insert Manifold Number from Chart to the Right	2	two	N	NPT	B	Brass
	3	three				
	4	four	B	BSPT	A	Aluminum
	5	five				
	6	six	P	BSPP (G port)	See a Syndevco Representative for further options	
	7	seven				
	8	eight				
	9	nine				
	10	ten				
	11	eleven				
	12	twelve	See a Syndevco Representative for further options			

Manifold Number	Port A	Port B
331	3/8	1/8
332	3/8	1/4
441	1/2	1/8
442	1/2	1/4
551	3/4	1/8
552	3/4	1/4
553	3/4	3/8
661	1	1/8
662	1	1/4
663	1	3/8
664	1	1/2
771	1-1/4	1/8
772	1-1/4	1/4
773	1-1/4	3/8
774	1-1/4	1/2
881	1-1/2	1/8
882	1-1/2	1/4
883	1-1/2	3/8
884	1-1/2	1/2
991	2	1/8
992	2	1/4
993	2	3/8
994	2	1/2
995	2	3/4

MOUNTING ACCESSORIES

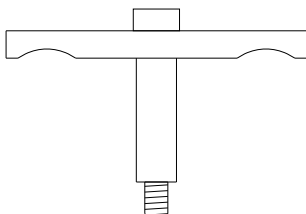
U-Bolt (Bottom Mount)



2 pcs required per manifold

Primary Port Size	Part Number
3/8	U101
1/2	U102
3/4	U143
1	U145
1-1/4	U146
1-1/2	U387
2	U388

Wing Clamp (Top Mount) [for mounting pairs]



2 pcs required per pair of manifolds

Primary Port Size	Part Number
3/8	W101
1/2	W102
3/4	W143
1	W145

English bolt standard
Use a -M to specify Metric

Notice: The information contained herein is, to the best of our knowledge, true, accurate and reliable. Since procedures and conditions under which these products may be used are beyond our control, no warranty, expressed or implied, is made to their performance.



Syndevco Inc.

24205 Telegraph Rd - Southfield MI 48034

Toll Free: (800) 356-2839 Local: (248) 356-2839 Fax: (248) 356-0928

visit us at: www.syndevco.com